

## 800cc & Under

	Driver Name	Mfr	Points	Points (W/O Drops)	Point Adj	TQs	1st (Wins)	2nd (Wins)	3rd (Wins)	03/18	04/28	05/25	06/12	07/19	09/22
1	Code St. Peter		250	285		6	6	0	0	(1st) *40	(1st) *40	(1st) *40	(1st) *40	(1st) *40	(2nd) *35
2	Kennedy Singleton		216	238		5	0	4	2	(2nd) *35	(2nd) 35	(3rd) *33	(2nd) *35	(3rd) *33	(12th) *22
3	Allison Furnell		187	215		5	0	0	1	(4th) *30	(3rd) 33	(6th) *28	(4th) *30	(4th) *30	(6th) *28
4	Brylee Lutz		182	204		5	0	0	1	(3rd) *33	(7th) 27	(5th) *29	(12th) *22	(7th) *27	(7th) *27
5	Michael Green		178	196		5	0	0	0	(7th) *27	(6th) 28	(4th) *30	(16th) *18	(5th) *29	(10th) *24
6	Case Beeman		176	200		5	0	0	0	(5th) *29	(4th) 30	(8th) *26	(6th) *28	(10th) *24	(9th) *25
7	Sam Hubler		141	141		4	0	0	0	(6th) *28	(5th) 29	N/A	N/A	(6th) *28	(5th) *29
8	Cole Warner		136	136		4	1	2	0	N/A	N/A	(2nd) *35	(8th) *26	(2nd) *35	(1st) *40
9	Kennedee Hartsell		125	125		4	0	0	0	(8th) *26	(10th) 24	N/A	(10th) *24	N/A	(8th) *26
10	Tucker Berza		119	119		4	0	0	2	N/A	N/A	N/A	(7th) *27	(8th) *26	(3rd) *33
11	Kaylee Hill		118	118		4	0	0	0	N/A	(11th) 23	(9th) *25	N/A	(11th) *23	(11th) *23
12	Tillman Ewing		98	98		4	0	0	0	(9th) *25	N/A	(7th) *27	(13th) *21	(9th) *25	N/A
13	Ella Warner		83	83		3	0	0	0	N/A	N/A	(10th) *24	(5th) *29	N/A	(4th) *30
14	Harper Hughes		45	45		1	0	0	0	N/A	(8th) 26	N/A	(15th) *19	N/A	N/A
15	Jaxson Jauregui		33	33		1	0	0	1	N/A	N/A	N/A	(3rd) *33	N/A	N/A
16	Anson Caraway		25	25		0	0	0	0	N/A	(9th) 25	N/A	N/A	N/A	N/A
17	Olivia woods		25	25		1	0	0	0	N/A	N/A	N/A	(9th) *25	N/A	N/A
18	Cameron Learning		23	23		1	0	0	0	N/A	N/A	N/A	(11th) *23	N/A	N/A
19	Sam Walania		23	23		1	0	0	0	N/A	N/A	N/A	N/A	N/A	N/A
20	Cornyn Poppert		20	20		1	0	0	0	N/A	N/A	N/A	(14th) *20	N/A	N/A

## Amateur N/A

	Driver Name	Mfr	Points	Points (W/O Drops)	Point Adj	TQs	1st (Wins)	2nd (Wins)	3rd (Wins)	03/18	04/28	05/25	06/12	07/19	09/22
1	Ryder VanBeekum		228	250		5	3	1	1	(1st) *40	(4th) 30	(1st) *40	(1st) *40	(12th) *22	(3rd) *33
2	JOSEY WATKINS		224	247		5	2	1	3	(3rd) *33	(3rd) 33	(11th) *23	(3rd) *33	(2nd) *35	(1st) *40



# 2023 MAO Short Course Series

3/18/2023 - 12/1/2023



www.livetimescoring.com

10/19
(1st) *40
(2nd) *35
(8th) *26
(5th) *29
(4th) *30
(6th) *28
(7th) *27
N/A
(9th) *25
(3rd) *33
(10th) *24
N/A
N/A
N/A
N/A
N/A
N/A
N/A
(11th) *23
N/A

10/19
(2nd) *35
(1st) *40

# 2023 MAO Short Course Series

3/18/2023 - 12/1/2023

3	TJ Siewers		219	242	6	2	3	0	(2nd) *35	(1st) *40	(2nd) *35	(11th) *23	(1st) *40	(2nd) *35
4	Ashleigh Rowden		175	200	5	0	0	0	(5th) *29	(9th) 25	(6th) *28	(7th) *27	(9th) *25	(6th) *28
5	Kryton Jordan		174	192	5	0	0	0	(8th) *26	(10th) 24	(8th) *26	(16th) *18	(5th) *29	(5th) *29
6	Colin Greenfield		171	192	5	0	1	1	(12th) *22	(2nd) 35	(3rd) *33	(13th) *21	(6th) *28	(13th) *21
7	Dakota Medlin		169	169	5	0	0	0	(4th) *30	(7th) 27	(4th) *30	(5th) *29	N/A	(8th) *26
8	Doug Summers		158	158	6	0	0	1	(6th) *28	N/A	(5th) *29	(17th) *17	(3rd) *33	(12th) *22
9	Nick Slinkard		143	143	5	0	0	1	(9th) *25	N/A	(9th) *25	N/A	(4th) *30	(4th) *30
10	Rowdy Speaks		129	150	4	0	0	0	(13th) *21	(11th) 23	(7th) *27	(9th) *25	(7th) *27	(7th) *27
11	Heath Henderson		93	93	3	0	0	0	(11th) *23	(13th) 21	N/A	N/A	N/A	(11th) *23
12	Benjamin Heiting		53	53	1	0	0	0	(10th) *24	(5th) 29	N/A	N/A	N/A	N/A
13	Quinn Klenke		53	53	1	0	0	0	(7th) *27	(8th) 26	N/A	N/A	N/A	N/A
14	Annie Schroeder		48	48	2	0	0	0	N/A	N/A	N/A	(10th) *24	(10th) *24	N/A
15	Travis Trower		43	43	2	0	0	0	N/A	N/A	N/A	N/A	N/A	(14th) *20
16	Paxton Schendel		35	35	1	0	1	0	N/A	N/A	N/A	(2nd) *35	N/A	N/A
17	Kendall Hawks		30	30	1	0	0	0	N/A	N/A	N/A	(4th) *30	N/A	N/A
18	TJ Kounkel		28	28	0	0	0	0	N/A	(6th) 28	N/A	N/A	N/A	N/A
19	Jaxon Leaming		28	28	1	0	0	0	N/A	N/A	N/A	(6th) *28	N/A	N/A
20	Landyn Poppert		26	26	1	0	0	0	N/A	N/A	N/A	(8th) *26	N/A	N/A
21	Dan Holm		26	26	1	0	0	0	N/A	N/A	N/A	N/A	(8th) *26	N/A
22	Troy Anderson		25	25	1	0	0	0	N/A	N/A	N/A	N/A	N/A	(9th) *25
23	Brody Sands		25	25	1	0	0	0	N/A	N/A	N/A	N/A	N/A	N/A
24	Michael McClure		24	24	1	0	0	0	N/A	N/A	(10th) *24	N/A	N/A	N/A
25	Kaitlyn Anderson		24	24	1	0	0	0	N/A	N/A	N/A	N/A	N/A	(10th) *24
26	Chance Beaudin		23	23	1	0	0	0	N/A	N/A	N/A	N/A	(11th) *23	N/A
27	Will Chick		22	22	0	0	0	0	N/A	(12th) 22	N/A	N/A	N/A	N/A
28	Cohen McKesson		22	22	1	0	0	0	N/A	N/A	N/A	(12th) *22	N/A	N/A
29	Randy Holm		21	21	1	0	0	0	N/A	N/A	N/A	N/A	(13th) *21	N/A
30	Mason Cotter		20	20	1	0	0	0	N/A	N/A	N/A	(14th) *20	N/A	N/A



# 2023 MAO Short Course Series

3/18/2023 - 12/1/2023



[www.livetimescoring.com](http://www.livetimescoring.com)

(10th) \*24

(6th) \*28

(4th) \*30

(12th) \*22

(7th) \*27

(5th) \*29

(3rd) \*33

N/A

(8th) \*26

N/A

N/A

N/A

(11th) \*23

N/A

N/A

N/A

N/A

N/A

N/A

N/A

(9th) \*25

N/A

N/A

N/A

N/A

N/A

N/A

N/A

31	Cruz Worley		19	19	1	0	0	0	N/A	N/A	N/A	(15th) *19	N/A	N/A
32	Austin Dietsch		16	16	1	0	0	0	N/A	N/A	N/A	(18th) *16	N/A	N/A
33	Karsen Sandberg		15	15	1	0	0	0	N/A	N/A	N/A	(19th) *15	N/A	N/A

## Amateur Turbo

	Driver Name	Mfr	Points	Points (W/O Drops)	Point Adj	TQs	1st (Wins)	2nd (Wins)	3rd (Wins)	03/18	04/28	05/25	06/12	07/19	09/22
1	Charlie Stewart		239	267		6	5	0	0	(5th) *29	(1st) *40	(6th) *28	(1st) *40	(1st) *40	(1st) *40
2	Justice Schneider		197	216		5	1	1	1	(1st) *40	(4th) 30	(7th) *27	(15th) *19	(12th) *22	(3rd) *33
3	Hank Hall		195	215		5	0	3	0	(14th) *20	(2nd) 35	(4th) *30	(2nd) *35	(13th) *21	(2nd) *35
4	Rich Raby		194	215		5	0	2	0	(13th) *21	(5th) 29	(2nd) *35	(5th) *29	(2nd) *35	(6th) *28
5	Ariel Buyarski		191	217		5	0	0	2	(6th) *28	(3rd) 33	(5th) *29	(4th) *30	(6th) *28	(8th) *26
6	Randy Boyter		183	203		5	0	0	2	(3rd) *33	(7th) 27	(8th) *26	(3rd) *33	(14th) *20	(10th) *24
7	Parker Frank		125	125		4	1	0	1	N/A	N/A	(1st) *40	(7th) *27	(3rd) *33	(9th) *25
8	Sean Murphy		119	119		5	0	0	0	(9th) *25	N/A	(14th) *20	(11th) *23	(10th) *24	(7th) *27
9	Kevin Hall		118	118		5	0	0	0	(4th) *30	N/A	(13th) *21	(10th) *24	(17th) *17	N/A
10	Brittany Dunn-Chrisco		113	113		4	0	0	0	(12th) *22	(10th) 24	(11th) *23	(17th) *17	(7th) *27	N/A
11	Jace Chilson		99	99		4	0	0	0	(8th) *26	N/A	(10th) *24	(14th) *20	(5th) *29	N/A
12	Ryder VanBeekum		81	81		3	0	0	0	N/A	N/A	N/A	(9th) *25	N/A	(5th) *29
13	Jeff Gorsuch		70	70		2	0	0	0	(11th) *23	(9th) 25	(12th) *22	N/A	N/A	N/A
14	Bruce Davidson		69	69		2	0	0	0	N/A	(6th) 28	N/A	(8th) *26	(19th) *15	N/A
15	Mitch Frank		66	66		3	0	0	0	N/A	N/A	(9th) *25	(19th) *15	(8th) *26	N/A
16	Mason Prater		60	60		2	0	0	0	N/A	N/A	N/A	N/A	(4th) *30	(4th) *30
17	Andrew Shipman		41	41		2	0	0	0	N/A	N/A	N/A	(16th) *18	(11th) *23	N/A
18	Stephen Moeckel		35	35		1	0	1	0	(2nd) *35	N/A	N/A	N/A	N/A	N/A
19	Daymon Langley		33	33		1	0	0	1	N/A	N/A	(3rd) *33	N/A	N/A	N/A
20	Todd Beckett		28	28		1	0	0	0	N/A	N/A	N/A	(6th) *28	N/A	N/A
21	Chris Donald		27	27		1	0	0	0	(7th) *27	N/A	N/A	N/A	N/A	N/A
22	Bo Tyrpin		26	26		0	0	0	0	N/A	(8th) 26	N/A	N/A	N/A	N/A



# 2023 MAO Short Course Series

3/18/2023 - 12/1/2023



www.livetimescoring.com

N/A
N/A
N/A

10/19
(1st) *40
(2nd) *35
(5th) *29
(6th) *28
(3rd) *33
(4th) *30
N/A
N/A
(8th) *26
N/A
N/A
(7th) *27
N/A
N/A
N/A
N/A
N/A
N/A
N/A
N/A
N/A
N/A

23	Chris Fowler		25	25	1	0	0	0	N/A	N/A	N/A	N/A	(9th) *25	N/A
24	Reece Fuhlman		24	24	1	0	0	0	(10th) *24	N/A	N/A	N/A	N/A	N/A
25	Zachary Harris		23	23	0	0	0	0	N/A	(11th) 23	N/A	N/A	N/A	N/A
26	Mia Chapman		23	23	1	0	0	0	N/A	N/A	N/A	N/A	N/A	(11th) *23
27	Kurt Driemeyer		22	22	0	0	0	0	N/A	(12th) 22	N/A	N/A	N/A	N/A
28	Ian Lehn		22	22	1	0	0	0	N/A	N/A	N/A	(12th) *22	N/A	N/A
29	Kendall Hawks		21	21	1	0	0	0	N/A	N/A	N/A	(13th) *21	N/A	N/A
30	Kiwan Lawson		19	19	1	0	0	0	N/A	N/A	N/A	N/A	(15th) *19	N/A
31	Brandon Jessen		18	18	1	0	0	0	N/A	N/A	N/A	N/A	(16th) *18	N/A
32	Leticia Bufoni		16	16	1	0	0	0	N/A	N/A	N/A	(18th) *16	N/A	N/A
33	Taylor Haas		16	16	1	0	0	0	N/A	N/A	N/A	N/A	(18th) *16	N/A
34	Jeromy Chilson		14	14	1	0	0	0	N/A	N/A	N/A	N/A	(20th) *14	N/A

## Expert N/A

	Driver Name	Mfr	Points	Points (W/O Drops)	Point Adj	TQs	1st (Wins)	2nd (Wins)	3rd (Wins)	03/18	04/28	05/25	06/12	07/19	09/22
1	Luke Safrin		235	270		4	3	3	0	(2nd) *35	(2nd) 35	(1st) *40	(1st) *40	(1st) *40	(2nd) *35
2	Landon Safrin		227	245		6	4	0	0	(1st) *40	(1st) *40	(4th) *30	(16th) 18	(7th) *27	(1st) *40
3	Kaden Isabella		199	224		3	0	1	2	(9th) *25	(5th) 29	(5th) *29	(2nd) 35	(3rd) *33	(3rd) *33
4	Blake Reinkemeyer		178	199		3	0	0	0	(7th) *27	(8th) 26	(13th) *21	(5th) 29	(6th) *28	(4th) *30
5	Keegan Cummings		167	189		3	0	0	1	(3rd) *33	(10th) 24	(12th) *22	(8th) 26	(11th) *23	(9th) *25
6	Bree Seek		159	177		4	0	0	0	(8th) *26	(16th) 18	(9th) *25	(10th) 24	(13th) *21	(5th) *29
7	Blake Helms		158	158		3	0	1	1	(4th) *30	(4th) 30	(2nd) *35	(3rd) 33	(4th) *30	N/A
8	Rick Schroeder		149	149		3	0	0	0	(14th) *20	(11th) 23	(6th) *28	(11th) 23	(8th) *26	N/A
9	Darren Greene		139	139		3	0	1	1	(6th) *28	(7th) 27	(3rd) *33	(18th) 16	(2nd) *35	N/A
10	Sean Philbin		131	146		4	0	0	0	(12th) *22	(19th) 15	(10th) *24	(6th) 28	(5th) *29	(6th) *28
11	Jaden Lindamood		129	129		3	0	0	1	N/A	N/A	(8th) *26	(15th) 19	(10th) *24	(7th) *27
12	Braxton Moore		122	122		3	0	0	0	(10th) *24	N/A	N/A	(9th) 25	(14th) *20	(8th) *26
13	Patrick Shamblin		79	79		2	0	0	1	(11th) *23	(3rd) 33	(11th) *23	N/A	N/A	N/A



# 2023 MAO Short Course Series

3/18/2023 - 12/1/2023



www.livetimescoring.com

N/A

N/A

N/A

N/A

N/A

N/A

N/A

N/A

N/A

N/A

N/A

N/A

10/19

(2nd) 35

(1st) \*40

(4th) 30

(6th) 28

(8th) 26

(10th) 24

N/A

(5th) 29

N/A

N/A

(3rd) 33

(7th) 27

N/A



# 2023 MAO Short Course Series

3/18/2023 - 12/1/2023

14	Randy Clifton		73	73	2	0	0	0	N/A	N/A	(7th) *27	(12th) 22	N/A	(10th) *24
15	Will harris		73	73	2	0	0	0	(13th) *21	(17th) 17	(14th) *20	(19th) 15	N/A	N/A
16	Justin Moore		64	64	2	0	0	0	N/A	N/A	(15th) *19	(14th) 20	(9th) *25	N/A
17	Aaron Cuevas		54	54	1	0	0	0	(5th) *29	(9th) 25	N/A	N/A	N/A	N/A
18	Edward Mangas		50	50	1	0	0	0	N/A	(6th) 28	N/A	N/A	(12th) *22	N/A
19	Terry Lackey		42	42	0	0	0	0	N/A	N/A	N/A	(17th) 17	N/A	N/A
20	Chase Mankin		30	30	0	0	0	0	N/A	N/A	N/A	(4th) 30	N/A	N/A
21	Bella Birchard		27	27	0	0	0	0	N/A	N/A	N/A	(7th) 27	N/A	N/A
22	Jesse Greaves		23	23	1	0	0	0	N/A	N/A	N/A	N/A	N/A	(11th) *23
23	Josh Hazel		22	22	0	0	0	0	N/A	(12th) 22	N/A	N/A	N/A	N/A
24	Joel Steinbrecher		21	21	0	0	0	0	N/A	(13th) 21	N/A	N/A	N/A	N/A
25	Alexia Leaming		21	21	0	0	0	0	N/A	N/A	N/A	(13th) 21	N/A	N/A
26	Rory Navin		20	20	0	0	0	0	N/A	(14th) 20	N/A	N/A	N/A	N/A
27	Caleb Broeker		19	19	1	0	0	0	(15th) *19	N/A	N/A	N/A	N/A	N/A
28	Kyle Sharkey		19	19	0	0	0	0	N/A	(15th) 19	N/A	N/A	N/A	N/A
29	Austin Debusk		16	16	0	0	0	0	N/A	(18th) 16	N/A	N/A	N/A	N/A

## Expert Turbo

	Driver Name	Mfr	Points	Points (W/O Drops)	Point Adj	TQs	1st (Wins)	2nd (Wins)	3rd (Wins)	03/18	04/28	05/25	06/12	07/19	09/22
1	Austen Dinger		237	258		4	5	0	0	(1st) *40	(7th) *27	(13th) *21	(1st) 40	(1st) *40	(1st) *40
2	Mickey Schroeder		203	221		3	2	0	2	(3rd) *33	(1st) 40	(1st) *40	(16th) 18	(7th) 27	(14th) *20
3	Austin Braden		193	207		3	0	1	2	(11th) *23	(20th) 14	(2nd) *35	(3rd) 33	(3rd) 33	(5th) *29
4	Donovan Willis		181	197		3	0	1	0	(6th) *28	(5th) 29	(4th) *30	(2nd) 35	(18th) 16	(6th) *28
5	Chase Kempf		174	196		3	0	0	1	(7th) *27	(4th) 30	(5th) *29	(11th) 23	(12th) 22	(3rd) *33
6	Lee Knowles		173	197		3	0	0	0	(5th) *29	(6th) 28	(6th) *28	(8th) 26	(10th) 24	(7th) *27
7	Grant Stephen		172	182		4	0	2	1	(13th) *21	(10th) 24	(3rd) *33	(20th) 14	(24th) 10	(2nd) *35
8	Jake Frederick		163	179		3	0	0	0	(17th) *17	(18th) 16	(7th) *27	(13th) 21	(5th) 29	(4th) *30
9	john kalogerou		149	156		3	0	1	0	(27th) *7	(13th) 21	(10th) *24	(19th) *15	(2nd) 35	(8th) *26



## 2023 MAO Short Course Series

3/18/2023 - 12/1/2023



[www.livetimescoring.com](http://www.livetimescoring.com)

N/A

N/A

N/A

N/A

N/A

(9th) 25

N/A

N/A

N/A

N/A

N/A

N/A

N/A

N/A

N/A

N/A

10/19

(1st) 40

(3rd) 33

(4th) 30

(13th) 21

(12th) 22

(9th) 25

(2nd) \*35

(5th) 29

(16th) 18

# 2023 MAO Short Course Series

3/18/2023 - 12/1/2023

10	Bree Seek		146	160	3	0	0	0	(9th) *25	(17th) 17	(12th) *22	(12th) 22	(20th) 14	(10th) *24
11	Chris Aydelott		135	144	2	0	0	0	(25th) *9	(12th) 22	(16th) *18	(10th) 24	(13th) 21	(17th) *17
12	Jason Roper		124	124	3	0	0	0	(8th) *26	N/A	(11th) *23	(5th) 29	(6th) 28	(16th) *18
13	Michael Greene		119	119	3	0	0	1	(4th) *30	(3rd) *33	(20th) *14	(7th) 27	(19th) 15	N/A
14	Kyle Arkenau		114	114	3	0	1	0	(22nd) *12	(2nd) 35	(15th) *19	N/A	(11th) 23	(9th) *25
15	Blake Helms		112	112	2	0	0	0	(20th) *14	(16th) 18	(9th) *25	(9th) 25	(4th) 30	N/A
16	Randy Clifton		111	111	2	0	0	0	N/A	(8th) 26	(18th) *16	(17th) 17	(25th) 9	(11th) *23
17	Kendra Hoop		99	99	3	0	0	0	(21st) *13	(14th) 20	(8th) *26	N/A	(15th) 19	(13th) *21
18	Reece Fuhlman		89	89	2	0	0	0	N/A	N/A	(17th) *17	(6th) 28	(9th) 25	(15th) *19
19	Cooper Stewart		81	81	1	0	0	0	(16th) *18	(11th) 23	N/A	(14th) 20	(14th) 20	N/A
20	Jordan Colichia		69	69	0	0	0	0	N/A	N/A	N/A	(4th) 30	(23rd) 11	N/A
21	RUSTY PIPES		67	67	2	0	0	0	(18th) *16	N/A	N/A	(18th) 16	(21st) 13	(12th) *22
22	Eli Fowler		53	53	0	0	0	0	N/A	N/A	N/A	N/A	(8th) 26	N/A
23	Will harris		48	48	1	0	1	0	(2nd) *35	(21st) 13	N/A	N/A	N/A	N/A
24	Zach Vctor		39	39	1	0	0	0	(10th) *24	(19th) 15	N/A	N/A	N/A	N/A
25	Matt Hecker		34	34	1	0	0	0	(12th) *22	(22nd) 12	N/A	N/A	N/A	N/A
26	Andrew Shipman		32	32	1	0	0	0	N/A	N/A	(14th) *20	N/A	(22nd) 12	N/A
27	Joel Smith		30	30	1	0	0	0	(23rd) *11	(15th) 19	N/A	N/A	N/A	N/A
28	Nick Rickels		25	25	0	0	0	0	N/A	(9th) 25	N/A	N/A	N/A	N/A
29	Dominick Deangelis		24	24	0	0	0	0	N/A	N/A	N/A	N/A	N/A	N/A
30	Richard Baird		20	20	1	0	0	0	(14th) *20	N/A	N/A	N/A	N/A	N/A
31	Kiwan Lawson		19	19	1	0	0	0	(15th) *19	N/A	N/A	N/A	N/A	N/A
32	Michael Branning		19	19	0	0	0	0	N/A	N/A	N/A	(15th) 19	N/A	N/A
33	Chris Smith		19	19	0	0	0	0	N/A	N/A	N/A	N/A	N/A	N/A
34	David Nevrotski		18	18	0	0	0	0	N/A	N/A	N/A	N/A	(16th) 18	N/A
35	Perry MAHANAY		17	17	0	0	0	0	N/A	N/A	N/A	N/A	(17th) 17	N/A
36	Mason Prater		17	17	0	0	0	0	N/A	N/A	N/A	N/A	N/A	N/A
37	Braxton Moore		16	16	1	0	0	0	N/A	N/A	N/A	N/A	N/A	(18th) *16



## 2023 MAO Short Course Series

3/18/2023 - 12/1/2023



[www.livetimescoring.com](http://www.livetimescoring.com)

(8th) 26
(11th) 23
N/A
N/A
N/A
N/A
(14th) 20
N/A
N/A
N/A
(6th) 28
N/A
(7th) 27
N/A
N/A
N/A
N/A
N/A
N/A
(10th) 24
N/A
N/A
N/A
(15th) 19
N/A
N/A
(17th) 17
N/A

38	Ryan Lewis		15	15	1	0	0	0	(19th) *15	N/A	N/A	N/A	N/A	N/A
39	Stephen Moeckel		15	15	1	0	0	0	N/A	N/A	(19th) *15	N/A	N/A	N/A
40	Pablo Gimenez		13	13	1	0	0	0	N/A	N/A	(21st) *13	N/A	N/A	N/A
41	Dan Hill		10	10	1	0	0	0	(24th) *10	N/A	N/A	N/A	N/A	N/A
42	Jeremy Barton		8	8	1	0	0	0	(26th) *8	N/A	N/A	N/A	N/A	N/A
43	Jordan Colicia		8	8	0	0	0	0	N/A	N/A	N/A	N/A	(26th) 8	N/A
44	Darrick Stephen		6	6	1	0	0	0	(28th) *6	N/A	N/A	N/A	N/A	N/A

## Pro N/A

Driver Name	Mfr	Points	Points (W/O Drops)	Point Adj	TQs	1st (Wins)	2nd (Wins)	3rd (Wins)	03/18	04/28	05/25	06/12	07/19	09/22
1	Owen VanEperen	228	246		5	3	1	1	(1st) *40	(1st) *40	(16th) *18	(4th) 30	(2nd) *35	(1st) *40
2	Chase Carr		215	235		4	1	2	(14th) *20	(3rd) 33	(2nd) *35	(1st) *40	(3rd) *33	(5th) *29
3	Kainan Baker		211	227		3	2	1	(8th) *26	(7th) 27	(18th) *16	(3rd) 33	(1st) *40	(2nd) *35
4	Cross Kirchmeier		191	207		3	1	1	(18th) *16	(2nd) 35	(1st) *40	(5th) 29	(5th) *29	(14th) *20
5	Shawn Hess		185	209		3	0	1	(10th) *24	(5th) 29	(5th) *29	(2nd) 35	(4th) *30	(4th) *30
6	Kylar Holcomb		185	205		4	0	0	(3rd) *33	(12th) 22	(4th) *30	(14th) 20	(6th) *28	(3rd) *33
7	Collin Truett		177	196		4	0	0	(6th) *28	(4th) *30	(3rd) *33	(10th) 24	(12th) *22	(15th) *19
8	Tyler Remm Reid		161	181		3	0	1	(2nd) *35	(6th) 28	(14th) *20	(13th) 21	(13th) *21	(8th) *26
9	Eddie Ensign		159	171		4	0	0	(4th) *30	(22nd) 12	(13th) *21	(8th) 26	(14th) *20	(6th) *28
10	Carson Vail		156	172		4	0	0	(13th) *21	(16th) 18	(7th) *27	(18th) 16	(8th) *26	(7th) *27
11	Alyanna Baker		144	161		4	0	0	(15th) *19	(17th) 17	(15th) *19	(16th) 18	(7th) *27	(9th) *25
12	Chad Mayo		139	139		4	0	0	(17th) *17	N/A	(11th) *23	(7th) 27	(9th) *25	(10th) *24
13	Aaron Cuevas		118	118		3	0	0	N/A	N/A	(12th) *22	(9th) 25	(10th) *24	(12th) *22
14	Robert VanBeekum		109	109		3	0	0	(7th) *27	(8th) 26	(10th) *24	(20th) 14	(16th) *18	N/A
15	Lake Edwards		96	96		3	0	0	(19th) *15	(19th) 15	(6th) *28	(17th) 17	N/A	(13th) *21
16	Nick Burnham		78	78		1	0	0	(5th) *29	(13th) 21	N/A	(6th) 28	N/A	N/A
17	Ray Barnes		64	64		3	0	0	(12th) *22	N/A	(9th) *25	N/A	N/A	(17th) *17
18	Reese Harris		61	61		1	0	0	(9th) *25	(21st) 13	N/A	(11th) 23	N/A	N/A



# 2023 MAO Short Course Series

3/18/2023 - 12/1/2023



www.livetimescoring.com

N/A

N/A

N/A

N/A

N/A

N/A

N/A

10/19

(3rd) \*33

(2nd) 35

(1st) 40

(6th) 28

(12th) 22

(5th) 29

(4th) 30

(14th) 20

(10th) 24

(7th) 27

(8th) 26

(11th) 23

(9th) 25

N/A

N/A

N/A

N/A

N/A

# 2023 MAO Short Course Series

3/18/2023 - 12/1/2023

19	Curtis Kirchmeier		49	49	1	0	0	0	N/A	(11th) 23	(8th) *26	N/A	N/A	N/A
20	Jeb Bootle		43	43	1	0	0	0	N/A	(9th) 25	N/A	N/A	N/A	(16th) *18
21	Brock Lawson		43	43	1	0	0	0	(11th) *23	(14th) 20	N/A	N/A	N/A	N/A
22	Josh Bayer		39	39	1	0	0	0	N/A	(18th) 16	N/A	N/A	N/A	(11th) *23
23	colin kernz		24	24	0	0	0	0	N/A	(10th) 24	N/A	N/A	N/A	N/A
24	Dominick Benites		23	23	1	0	0	0	N/A	N/A	N/A	N/A	(11th) *23	N/A
25	Chris Johnson		22	22	0	0	0	0	N/A	N/A	N/A	(12th) 22	N/A	N/A
26	Elliott Cook		21	21	0	0	0	0	N/A	N/A	N/A	N/A	N/A	N/A
27	Jonny Hentges		19	19	0	0	0	0	N/A	(15th) 19	N/A	N/A	N/A	N/A
28	Connor Barry		19	19	0	0	0	0	N/A	N/A	N/A	(15th) 19	N/A	N/A
29	Koen Crawford		19	19	1	0	0	0	N/A	N/A	N/A	N/A	(15th) *19	N/A
30	Louis Knerr		18	18	1	0	0	0	(16th) *18	N/A	N/A	N/A	N/A	N/A
31	Brody Moses		17	17	1	0	0	0	N/A	N/A	(17th) *17	N/A	N/A	N/A
32	Cruz Birchard		15	15	0	0	0	0	N/A	N/A	N/A	(19th) 15	N/A	N/A
33	Jake Kosmecki		14	14	0	0	0	0	N/A	(20th) 14	N/A	N/A	N/A	N/A
34	Elliot Cook		13	13	0	0	0	0	N/A	N/A	N/A	(21st) 13	N/A	N/A

## Pro Turbo

	Driver Name	Mfr	Points	Points (W/O Drops)	Point Adj	TQs	1st (Wins)	2nd (Wins)	3rd (Wins)	03/18	04/28	05/25	06/12	07/19	09/22
1	Cody Miller		229	248		5	3	0	3	(3rd) *33	(1st) *40	(1st) *40	(3rd) *33	(3rd) *33	(15th) *19
2	Kyle Chaney		207	229		3	2	2	0	(1st) *40	(2nd) 35	(12th) *22	(1st) 40	(6th) *28	(2nd) *35
3	Hunter Miller		205	235		3	0	4	0	(2nd) *35	(4th) 30	(2nd) *35	(2nd) 35	(2nd) *35	(4th) *30
4	KORY WILLIS		195	221		3	0	0	2	(5th) *29	(3rd) 33	(8th) *26	(4th) 30	(4th) *30	(3rd) *33
5	Kainan Baker		193	213		5	2	0	0	(6th) *28	(14th) 20	(13th) *21	(7th) 27	(1st) *40	(1st) *40
6	Cody Taylor		177	198		3	0	0	2	(13th) *21	(6th) 28	(3rd) *33	(11th) 23	(12th) *22	(6th) *28
7	Cody Martin		171	191		4	0	1	0	(7th) *27	(7th) 27	(11th) *23	(14th) 20	(10th) *24	(9th) *25
8	JACOB GEISENDORFF		167	167		4	0	0	0	(9th) *25	N/A	(6th) *28	(6th) 28	(5th) *29	(5th) *29
9	Zack Beavers		163	178		4	0	0	0	(4th) *30	(12th) 22	(4th) *30	(19th) 15	(15th) *19	(11th) *23



## 2023 MAO Short Course Series

3/18/2023 - 12/1/2023



[www.livetimescoring.com](http://www.livetimescoring.com)

N/A

N/A

N/A

N/A

N/A

N/A

N/A

(13th) 21

N/A

N/A

N/A

N/A

N/A

N/A

N/A

N/A

10/19

(1st) 40

(15th) 19

(9th) 25

(4th) 30

(7th) \*27

(3rd) 33

(2nd) 35

(6th) 28

(5th) 29



# 2023 MAO Short Course Series

3/18/2023 - 12/1/2023

10	Tim Farr		163	177	4	0	0	0	(8th) *26	(20th) 14	(5th) *29	(8th) 26	(11th) *23	(7th) *27
11	Scott Champion		153	168	4	0	0	0	(17th) *17	(19th) 15	(7th) *27	(13th) 21	(8th) *26	(8th) *26
12	Chad A Deutsch		135	152	4	0	0	0	(15th) *19	(17th) 17	(16th) *18	(12th) 22	(13th) *21	(12th) *22
13	Mitchell Huddleston		115	129	4	0	0	0	(12th) *22	(10th) 24	(14th) *20	(20th) 14	(9th) *25	(10th) *24
14	Austin Vanover		103	103	3	0	0	0	(18th) *16	(23rd) 11	N/A	(17th) 17	(16th) *18	(14th) *20
15	Cash LeCroy		96	96	4	0	0	0	(16th) *18	(21st) *13	(15th) *19	(5th) 29	(17th) *17	N/A
16	Robert VanBeekum		85	85	3	0	0	0	(14th) *20	(18th) 16	(17th) *17	(18th) 16	(18th) *16	N/A
17	Tyler Remmereid		79	79	2	0	0	0	(11th) *23	(16th) 18	(9th) *25	(21st) 13	N/A	N/A
18	Mitchell Lankford		69	69	2	0	0	0	(10th) *24	(13th) 21	(10th) *24	N/A	N/A	N/A
19	Gage Hughes		53	53	1	0	0	0	N/A	(8th) 26	N/A	N/A	(7th) *27	N/A
20	Adam Reed		30	30	1	0	0	0	(24th) *10	N/A	N/A	N/A	N/A	N/A
21	Brody Moses		30	30	1	0	0	0	(23rd) *11	(15th) 19	N/A	N/A	N/A	N/A
22	Scottie Lawrence		29	29	0	0	0	0	N/A	(5th) 29	N/A	N/A	N/A	N/A
23	Jeb Bootle		25	25	0	0	0	0	N/A	(9th) 25	N/A	N/A	N/A	N/A
24	Cross Kirchmeier		25	25	0	0	0	0	N/A	N/A	N/A	(9th) 25	N/A	N/A
25	Mike Park		24	24	0	0	0	0	N/A	N/A	N/A	(10th) 24	N/A	N/A
26	Brian Deegan		24	24	0	0	0	0	N/A	N/A	N/A	N/A	N/A	N/A
27	Zach Smith		24	24	1	0	0	0	(22nd) *12	(22nd) 12	N/A	N/A	N/A	N/A
28	Eli Bieschke		23	23	0	0	0	0	N/A	(11th) 23	N/A	N/A	N/A	N/A
29	Mickey Thomas		21	21	1	0	0	0	N/A	N/A	N/A	N/A	N/A	(13th) *21
30	derek tidd		20	20	1	0	0	0	N/A	N/A	N/A	N/A	(14th) *20	N/A
31	Conner Martell		19	19	0	0	0	0	N/A	N/A	N/A	(15th) 19	N/A	N/A
32	William Thomas		18	18	0	0	0	0	N/A	N/A	N/A	(16th) 18	N/A	N/A
33	Johnny Holtger		15	15	1	0	0	0	(19th) *15	N/A	N/A	N/A	N/A	N/A
34	Randy Clifton		14	14	1	0	0	0	(20th) *14	N/A	N/A	N/A	N/A	N/A
35	Daniel Kelly		13	13	1	0	0	0	(21st) *13	N/A	N/A	N/A	N/A	N/A
36	Lukas Pierce		12	12	0	0	0	0	N/A	N/A	N/A	(22nd) 12	N/A	N/A



## 2023 MAO Short Course Series

3/18/2023 - 12/1/2023



[www.livetimescoring.com](http://www.livetimescoring.com)

(12th) 22

(8th) 26

(11th) 23

N/A

(13th) 21

N/A

N/A

N/A

N/A

N/A

(14th) 20

N/A

N/A

N/A

N/A

N/A

(10th) 24

N/A

N/A

N/A

N/A

N/A

N/A

N/A

N/A

N/A

N/A

## Truck

	Driver Name	Mfr	Points	Points (W/O Drops)	Point Adj	TQs	1st (Wins)	2nd (Wins)	3rd (Wins)	03/18	04/28	05/25	06/12	07/19	09/22
1	Kyle Greaves		145	145		4	2	1	0	N/A	(1st) *40	(1st) *40	(2nd) *35	(4th) *30	N/A
2	Johnny Holtger		133	133		2	0	2	1	N/A	(4th) 30	(2nd) *35	(3rd) 33	(2nd) *35	N/A
3	Kainan Baker		115	115		2	0	0	0	N/A	(7th) 27	(5th) *29	(4th) 30	(5th) *29	N/A
4	Connor Barry		110	110		2	2	0	0	N/A	N/A	(4th) *30	(1st) 40	(1st) *40	N/A
5	Jacob Rosales		61	61		1	0	0	1	N/A	(6th) 28	(3rd) *33	N/A	N/A	N/A
6	Cj Greaves		35	35		0	0	1	0	N/A	(2nd) 35	N/A	N/A	N/A	N/A
7	Madix Bailey		33	33		0	0	0	1	N/A	(3rd) 33	N/A	N/A	N/A	N/A
8	Tyler Remmereid		33	33		1	0	0	1	N/A	N/A	N/A	N/A	(3rd) *33	N/A
9	Travis Milhausen Jr.		29	29		0	0	0	0	N/A	(5th) 29	N/A	N/A	N/A	N/A

## Vet 40+ N/A

	Driver Name	Mfr	Points	Points (W/O Drops)	Point Adj	TQs	1st (Wins)	2nd (Wins)	3rd (Wins)	03/18	04/28	05/25	06/12	07/19	09/22
1	Terry Lackey		235	264		6	3	3	0	(2nd) *35	(5th) 29	(1st) *40	(1st) *40	(2nd) *35	(1st) *40
2	Mitch Truett		200	200		5	1	1	0	(4th) *30	(8th) 26	(5th) *29	(6th) *0	(4th) *30	(2nd) *35
3	Austin Sides		199	225		5	1	0	1	(1st) *40	(4th) 30	(3rd) *33	(8th) *26	(6th) *28	(4th) *30
4	Rick Schroeder		192	192		5	0	2	1	(5th) *29	(2nd) 35	(4th) *30	(2nd) *35	(3rd) *33	N/A
5	Jeff Johnson		178	203		6	0	0	0	(6th) *28	(9th) 25	(6th) *28	(4th) *30	(8th) *26	(7th) *27
6	Todd Remmereid		147	172		4	0	0	2	(3rd) *33	(7th) 27	(7th) *27	(7th) *27	(9th) *25	(3rd) *33
7	Jason Everhart		115	115		2	2	1	0	N/A	(1st) 40	(2nd) *35	N/A	(1st) *40	N/A
8	Justin Moore		113	113		4	0	0	0	N/A	N/A	N/A	(5th) *29	(5th) *29	(6th) *28
9	Randy Clifton		52	52		1	0	0	0	N/A	(6th) 28	N/A	N/A	(10th) *24	N/A
10	Bill Berger		33	33		1	0	0	1	N/A	(3rd) *33	N/A	N/A	N/A	N/A
11	Briar Taylor		33	33		1	0	0	1	N/A	N/A	N/A	(3rd) *33	N/A	N/A
12	Christopher Brosco		33	33		1	0	0	1	N/A	N/A	N/A	N/A	N/A	N/A
13	Edward Mangas		29	29		1	0	0	0	N/A	N/A	N/A	N/A	N/A	(5th) *29



# 2023 MAO Short Course Series

3/18/2023 - 12/1/2023



www.livetimescoring.com

10/19
N/A
N/A
N/A
N/A
N/A
N/A
N/A
N/A
N/A

10/19
(2nd) *35
(1st) *40
(6th) *28
(4th) *30
(5th) *29
N/A
N/A
(7th) *27
N/A
N/A
N/A
(3rd) *33
N/A

14	JEFF BARRETT		27	27	1	0	0	0	(7th) *27	N/A	N/A	N/A	N/A	N/A
15	Dan Holm		27	27	1	0	0	0	N/A	N/A	N/A	N/A	(7th) *27	N/A
16	Michael McClure		26	26	1	0	0	0	N/A	N/A	(8th) *26	N/A	N/A	N/A
17	Troy Anderson		26	26	1	0	0	0	N/A	N/A	N/A	N/A	N/A	(8th) *26
18	Everette Bootle		24	24	0	0	0	0	N/A	(10th) 24	N/A	N/A	N/A	N/A
19	Randy Holm		23	23	1	0	0	0	N/A	N/A	N/A	N/A	(11th) *23	N/A

## Vet 40+ Turbo

	Driver Name	Mfr	Points	Points (W/O Drops)	Point Adj	TQs	1st (Wins)	2nd (Wins)	3rd (Wins)	03/18	04/28	05/25	06/12	07/19	09/22
1	RUSTY PIPES		223	247		6	4	0	0	(1st) *40	(1st) *40	(10th) *24	(6th) *28	(9th) *25	(1st) *40
2	MIKE BUCCAFUSCO		205	231		5	0	2	2	(2nd) *35	(3rd) 33	(5th) *29	(2nd) *35	(8th) *26	(3rd) *33
3	Kevin Hall		198	224		5	1	1	1	(6th) *28	(8th) 26	(8th) *26	(3rd) *33	(1st) *40	(8th) *26
4	Jeff Johnson		189	217		6	0	0	1	(5th) *29	(6th) 28	(3rd) *33	(5th) *29	(4th) *30	(4th) *30
5	Sean Murphy		186	211		6	1	0	0	(7th) *27	(9th) 25	(7th) *27	(1st) *40	(6th) *28	(7th) *27
6	Mike Prichard		151	151		6	0	0	0	(10th) *24	N/A	(9th) *25	(8th) *26	(13th) *21	(5th) *29
7	Pablo Gimenez		146	146		5	0	1	1	N/A	N/A	(6th) *28	(9th) *25	(2nd) *35	(9th) *25
8	Lee Knowles		139	139		5	0	1	0	N/A	N/A	(4th) *30	(10th) *24	(7th) *27	(2nd) *35
9	Matt Hecker		126	126		3	0	1	1	(4th) *30	(2nd) 35	N/A	N/A	(3rd) *33	(6th) *28
10	Dan Hill		91	91		2	0	1	0	N/A	(7th) 27	(2nd) *35	N/A	(5th) *29	N/A
11	Bruce Davidson		83	83		2	0	0	0	N/A	(5th) 29	N/A	(4th) *30	(10th) *24	N/A
12	Chris Donald		55	55		1	0	0	0	(9th) *25	(4th) 30	N/A	N/A	N/A	N/A
13	Perry MAHANAY		51	51		2	0	0	0	N/A	N/A	N/A	(7th) *27	N/A	N/A
14	Brandon Jessen		46	46		2	0	0	0	N/A	N/A	N/A	N/A	(12th) *22	(10th) *24
15	Harley Hollan		40	40		1	1	0	0	N/A	N/A	(1st) *40	N/A	N/A	N/A
16	Richard Baird		33	33		1	0	0	1	(3rd) *33	N/A	N/A	N/A	N/A	N/A
17	Chris Fowler		29	29		1	0	0	0	N/A	N/A	N/A	N/A	N/A	N/A
18	Justin Moore		26	26		1	0	0	0	(8th) *26	N/A	N/A	N/A	N/A	N/A
19	Jason Phelps		25	25		1	0	0	0	N/A	N/A	N/A	N/A	N/A	N/A



## 2023 MAO Short Course Series

3/18/2023 - 12/1/2023



[www.livetimescoring.com](http://www.livetimescoring.com)

N/A

N/A

N/A

N/A

N/A

N/A

**10/19**

(1st) \*40

(4th) \*30

(2nd) \*35

(6th) \*28

(7th) \*27

(8th) \*26

(3rd) \*33

(11th) \*23

N/A

N/A

N/A

N/A

(10th) \*24

N/A

N/A

N/A

(5th) \*29

N/A

(9th) \*25

20	chad smith		23	23	1	0	0	0	(11th) *23	N/A	N/A	N/A	N/A	N/A
21	Jonny haas		23	23	1	0	0	0	N/A	N/A	N/A	N/A	(11th) *23	N/A
22	Darrick Stephen		22	22	1	0	0	0	(12th) *22	N/A	N/A	N/A	N/A	N/A
23	Randy Clifton		22	22	1	0	0	0	N/A	N/A	N/A	N/A	N/A	N/A

## Women N/A

	Driver Name	Mfr	Points	Points (W/O Drops)	Point Adj	TQs	1st (Wins)	2nd (Wins)	3rd (Wins)	03/18	04/28	05/25	06/12	07/19	09/22
1	JOSEY WATKINS		245	278		6	5	1	0	(1st) *40	(3rd) 33	(2nd) *35	(1st) *40	(1st) *40	(1st) *40
2	Lesleigh Yoshimoto		214	241		5	1	2	2	(3rd) *33	(1st) 40	(3rd) *33	(7th) *27	(6th) *28	(2nd) *35
3	Brooklyn Singleton		201	230		5	0	1	2	(5th) *29	(4th) 30	(4th) *30	(3rd) *33	(2nd) *35	(3rd) *33
4	Crystal Rowden		182	209		6	0	0	0	(6th) *28	(7th) 27	(6th) *28	(5th) *29	(5th) *29	(5th) *29
5	Kamber Kirchmeier		169	169		5	1	2	1	(2nd) *35	(2nd) *35	(1st) *40	(8th) *26	(3rd) *33	N/A
6	Alisa Gramm		88	88		2	0	0	0	(4th) *30	(6th) 28	N/A	N/A	(4th) *30	N/A
7	Annie Schroeder		83	83		3	0	0	0	N/A	N/A	(5th) *29	(6th) *28	(8th) *26	N/A
8	Josslyn Ware		60	60		2	0	0	1	N/A	N/A	(7th) *27	N/A	N/A	N/A
9	Irie Bailey		57	57		1	0	0	0	N/A	(5th) 29	N/A	N/A	N/A	(6th) *28
10	Bella Birchard		35	35		1	0	1	0	N/A	N/A	N/A	(2nd) *35	N/A	N/A
11	Alexia Leaming		30	30		1	0	0	0	N/A	N/A	N/A	(4th) *30	N/A	N/A
12	Kaitlyn Anderson		30	30		1	0	0	0	N/A	N/A	N/A	N/A	N/A	(4th) *30
13	Allie Hubler		28	28		1	0	0	0	N/A	N/A	N/A	N/A	N/A	N/A
14	Missy Barrett		27	27		1	0	0	0	(7th) *27	N/A	N/A	N/A	N/A	N/A
15	Ashleigh Rowden		27	27		1	0	0	0	N/A	N/A	N/A	N/A	(7th) *27	N/A
16	Annie Chance		26	26		1	0	0	0	(8th) *26	N/A	N/A	N/A	N/A	N/A

## Women Turbo

	Driver Name	Mfr	Points	Points (W/O Drops)	Point Adj	TQs	1st (Wins)	2nd (Wins)	3rd (Wins)	03/18	04/28	05/25	06/12	07/19	09/22
1	Kendra Hoop		230	256		6	3	2	0	(4th) *30	(1st) *40	(2nd) *35	(8th) *26	(1st) *40	(1st) *40
2	JOSEY WATKINS		206	206		5	1	2	2	N/A	(3rd) 33	(3rd) *33	(1st) *40	(2nd) *35	(2nd) *35



# 2023 MAO Short Course Series

3/18/2023 - 12/1/2023



www.livetimescoring.com

N/A
N/A
N/A
(12th) *22

10/19
(1st) *40
(2nd) *35
(4th) *30
(5th) *29
N/A
N/A
N/A
(3rd) *33
N/A
N/A
N/A
N/A
(6th) *28
N/A
N/A
N/A

10/19
(2nd) *35
(4th) *30



3	Ariel Buyarski		203	230	5	1	0	2	(3rd) *33	(4th) 30	(7th) *27	(4th) *30	(7th) *27	(3rd) *33
4	Morgan Vanover		192	219	5	0	1	1	(2nd) *35	(6th) 28	(5th) *29	(7th) *27	(3rd) *33	(4th) *30
5	Brittany Dunn-Chrisco		176	176	5	0	0	1	(6th) *28	(5th) 29	(6th) *28	(6th) *28	(4th) *30	N/A
6	Marissa Smith		142	142	4	0	0	1	(7th) *27	(8th) 26	N/A	(3rd) *33	N/A	(6th) *28
7	Jennifer Mayo		141	141	4	0	0	0	(5th) *29	(9th) 25	(4th) *30	(5th) *29	(6th) *28	N/A
8	Kamber Kirchmeier		100	100	2	1	1	0	N/A	(2nd) 35	(1st) *40	(9th) *25	N/A	N/A
9	Alisa Gramm		96	96	2	1	0	0	(1st) *40	(7th) 27	N/A	N/A	(5th) *29	N/A
10	Leticia Bufoni		35	35	1	0	1	0	N/A	N/A	N/A	(2nd) *35	N/A	N/A
11	Mia Chapman		29	29	1	0	0	0	N/A	N/A	N/A	N/A	N/A	(5th) *29
12	Bree Seek		29	29	1	0	0	0	N/A	N/A	N/A	N/A	N/A	N/A

## Youth 1K

	Driver Name	Mfr	Points	Points (W/O Drops)	Point Adj	TQs	1st (Wins)	2nd (Wins)	3rd (Wins)	03/18	04/28	05/25	06/12	07/19	09/22
1	TJ Siewers		234	263		6	4	1	0	(1st) *40	(5th) *29	(1st) *40	(5th) *29	(1st) *40	(1st) *40
2	RJ Tremblay		212	234		6	0	2	4	(2nd) *35	(12th) 22	(3rd) *33	(3rd) *33	(2nd) *35	(3rd) *33
3	Ryder VanBeekum		210	233		5	1	3	0	(11th) *23	(1st) 40	(2nd) *35	(2nd) *35	(7th) *27	(2nd) *35
4	Mia Cotto		176	176		5	1	0	1	N/A	(16th) 18	(7th) *27	(6th) *28	(3rd) *33	(4th) *30
5	Ty Lueckemeyer		172	196		5	0	0	0	(4th) *30	(4th) 30	(8th) *26	(10th) *24	(10th) *24	(7th) *27
6	Riley Jones		162	162		5	0	1	0	(10th) *24	(2nd) 35	(9th) *25	(13th) *21	(4th) *30	N/A
7	Dylan Jacobson		153	153		5	0	0	0	(9th) *25	(6th) 28	(6th) *28	(14th) *20	(11th) *23	N/A
8	Kwyntin Arnold		144	144		5	0	0	0	(5th) *29	(9th) 25	(12th) *22	(18th) *16	(8th) *26	N/A
9	Allie Hubler		142	142		4	0	0	0	(6th) *28	(8th) 26	N/A	N/A	(5th) *29	(5th) *29
10	Damien Shamblin		130	130		4	0	0	1	(7th) *27	(3rd) 33	(4th) *30	(19th) *15	(9th) *25	N/A
11	Zoe Easton		117	117		4	0	0	0	N/A	(15th) 19	(5th) *29	(12th) *22	(12th) *22	(9th) *25
12	Caden Everhart		93	93		3	0	0	0	(8th) *26	(10th) 24	(11th) *23	N/A	(14th) *20	N/A
13	Cole Warner		54	54		2	0	0	0	N/A	N/A	N/A	N/A	(6th) *28	(8th) *26
14	Carter Caraway		53	53		1	0	0	1	(3rd) *33	(14th) 20	N/A	N/A	N/A	N/A
15	Irie Bailey		51	51		1	0	0	0	N/A	(11th) 23	N/A	N/A	N/A	(6th) *28



## 2023 MAO Short Course Series

3/18/2023 - 12/1/2023



[www.livetimescoring.com](http://www.livetimescoring.com)

(1st) \*40

(7th) \*27

(3rd) \*33

(6th) \*28

N/A

N/A

N/A

N/A

N/A

(5th) \*29

**10/19**

(2nd) \*35

(3rd) \*33

(6th) \*28

(1st) \*40

(9th) \*25

(7th) \*27

(5th) \*29

(8th) \*26

(4th) \*30

N/A

N/A

N/A

N/A

N/A

N/A

16	Landyn Poppert	50	50	1	0	0	0	N/A	(7th) 27	N/A	(11th) *23	N/A	N/A
17	Chance Beaudin	45	45	2	0	0	0	N/A	N/A	(10th) *24	N/A	(13th) *21	N/A
18	Mason Cotter	40	40	1	1	0	0	N/A	N/A	N/A	(1st) *40	N/A	N/A
19	Karsen Sandberg	30	30	1	0	0	0	N/A	N/A	N/A	(4th) *30	N/A	N/A
20	Jacob Williamson	27	27	1	0	0	0	N/A	N/A	N/A	(7th) *27	N/A	N/A
21	Paxton Schendel	26	26	1	0	0	0	N/A	N/A	N/A	(8th) *26	N/A	N/A
22	Jaxon Leaming	25	25	1	0	0	0	N/A	N/A	N/A	(9th) *25	N/A	N/A
23	Drake Sonntag	24	24	1	0	0	0	N/A	N/A	N/A	N/A	N/A	(10th) *24
24	Caden FARMER	23	23	1	0	0	0	N/A	N/A	N/A	N/A	N/A	(11th) *23
25	Will Chick	21	21	0	0	0	0	N/A	(13th) 21	N/A	N/A	N/A	N/A
26	Jaxon Jauregui	19	19	1	0	0	0	N/A	N/A	N/A	(15th) *19	N/A	N/A
27	LARYSSA ORNELAS	18	18	1	0	0	0	N/A	N/A	N/A	(16th) *18	N/A	N/A
28	Vincent Riccitelli	17	17	1	0	0	0	N/A	N/A	N/A	(17th) *17	N/A	N/A
29	Cruz Worley	14	14	1	0	0	0	N/A	N/A	N/A	(20th) *14	N/A	N/A
30	Brody Sands	0	0	1	0	0	0	N/A	N/A	N/A	N/A	N/A	N/A

## YOUTH 250 Modified

	Driver Name	Mfr	Points	Points (W/O Drops)	Point Adj	TQs	1st (Wins)	2nd (Wins)	3rd (Wins)	03/18	04/28	05/25	06/12	07/19	09/22
1	Code St. Peter		228	250		5	4	0	0	(6th) *28	(1st) 40	(1st) *40	(12th) *22	(1st) *40	(4th) *30
2	Paxton Yoshimoto		215	242		5	1	2	2	(1st) *40	(3rd) 33	(3rd) *33	(7th) *27	(2nd) *35	(5th) *29
3	Tanner Thompson		212	242		5	1	0	4	(3rd) *33	(4th) 30	(4th) *30	(3rd) *33	(3rd) *33	(1st) *40
4	Kennedy Singleton	HSUN	184	207		5	0	1	0	(11th) *23	(7th) 27	(6th) *28	(8th) *26	(4th) *30	(2nd) *35
5	Avery Sides		179	203		5	0	0	0	(4th) *30	(8th) 26	(5th) *29	(10th) *24	(5th) *29	(6th) *28
6	Declan Shields		166	166		5	0	2	0	(8th) *26	(2nd) 35	(2nd) *35	(14th) *20	(9th) *25	N/A
7	Maggie Flores		109	109		4	0	0	1	(9th) *25	N/A	N/A	(11th) *23	(6th) *28	(3rd) *33
8	Kaden Gramm		80	80		2	0	0	0	(5th) *29	(9th) 25	N/A	N/A	(8th) *26	N/A
9	Lane Yager		59	59		1	0	1	0	(2nd) *35	(10th) 24	N/A	N/A	N/A	N/A
10	Harper Willis		56	56		2	0	0	0	N/A	N/A	N/A	N/A	(7th) *27	N/A



# 2023 MAO Short Course Series

3/18/2023 - 12/1/2023



www.livetimescoring.com

N/A
N/A
N/A
N/A
N/A
N/A
N/A
N/A
N/A
N/A
N/A
N/A
N/A
N/A
(10th) *0

10/19
(1st) *40
(2nd) *35
(3rd) *33
(6th) *28
(7th) *27
(9th) *25
N/A
N/A
N/A
(5th) *29

# 2023 MAO Short Course Series

3/18/2023 - 12/1/2023

11	Grayson Poppert	54	54	1	0	0	0	N/A	(5th) 29	N/A	(9th) *25	N/A	N/A
12	Axel Gillespie	53	53	2	0	0	0	N/A	N/A	N/A	N/A	N/A	(7th) *27
13	Jacob Williamson	40	40	1	1	0	0	N/A	N/A	N/A	(1st) *40	N/A	N/A
14	Jackson Mandle	35	35	1	0	1	0	N/A	N/A	N/A	(2nd) *35	N/A	N/A
15	Luke Torres	30	30	1	0	0	0	N/A	N/A	N/A	(4th) *30	N/A	N/A
16	Kace Myers	30	30	1	0	0	0	N/A	N/A	N/A	N/A	N/A	N/A
17	Wyatt Cotter	29	29	1	0	0	0	N/A	N/A	N/A	(5th) *29	N/A	N/A
18	Ruby Howell	28	28	1	0	0	0	N/A	(6th) *28	N/A	N/A	N/A	N/A
19	Brian Fulcher	28	28	1	0	0	0	N/A	N/A	N/A	(6th) *28	N/A	N/A
20	Waylon Coats	27	27	1	0	0	0	(7th) *27	N/A	N/A	N/A	N/A	N/A
21	Bentley Fagan	24	24	1	0	0	0	(10th) *24	N/A	N/A	N/A	N/A	N/A
22	Elliott Thomas	23	23	0	0	0	0	N/A	(11th) 23	N/A	N/A	N/A	N/A
23	Camden Ledbetter	22	22	1	0	0	0	(12th) *22	N/A	N/A	N/A	N/A	N/A
24	Tucker Berza	21	21	1	0	0	0	(13th) *21	N/A	N/A	N/A	N/A	N/A
25	Raleigh May	21	21	1	0	0	0	N/A	N/A	N/A	(13th) *21	N/A	N/A
26	Slade Dowden	20	20	1	0	0	0	(14th) *20	N/A	N/A	N/A	N/A	N/A
27	Hudson Wilson	19	19	1	0	0	0	(15th) *19	N/A	N/A	N/A	N/A	N/A
28	Stefanie Torres	19	19	1	0	0	0	N/A	N/A	N/A	(15th) *19	N/A	N/A

## YOUTH Limited (6-8 y/o)

	Driver Name	Mfr	Points	Points (W/O Drops)	Point Adj	TQs	1st (Wins)	2nd (Wins)	3rd (Wins)	03/18	04/28	05/25	06/12	07/19	09/22
1	Luke Anderson	HSUN	216	241		5	1	2	2	(2nd) *35	(3rd) 33	(3rd) *33	(4th) *30	(9th) *25	(2nd) *35
2	Alexander Walraven	★	200	226		5	1	0	1	(6th) *28	(5th) 29	(4th) *30	(8th) *26	(4th) *30	(1st) *40
3	Easton Helms	★	195	195		5	4	1	0	(1st) *40	(1st) *40	(1st) *40	(2nd) *35	(1st) *40	N/A
4	Paxton Shamblin	★	191	212		5	0	1	0	(4th) *30	(2nd) 35	(6th) *28	(13th) *21	(5th) *29	(5th) *29
5	Blaine Singleton	HSUN	178	195		5	0	0	0	(5th) *29	(4th) 30	(8th) *26	(17th) *17	(7th) *27	(4th) *30
6	Atleigh Yoshimoto		172	194		5	0	0	0	(7th) *27	(6th) 28	(10th) *24	(12th) *22	(6th) *28	(6th) *28
7	Lariat Lawrence		163	163		5	0	2	2	N/A	N/A	(2nd) *35	(7th) *27	(3rd) *33	(3rd) *33



## 2023 MAO Short Course Series

3/18/2023 - 12/1/2023



[www.livetimescoring.com](http://www.livetimescoring.com)

N/A
(8th) *26
N/A
N/A
N/A
(4th) *30
N/A
N/A
N/A
N/A
N/A
N/A
N/A
N/A
N/A
N/A
N/A
N/A












<b>10/19</b>
(1st) *40
(3rd) *33
N/A
(4th) *30
(8th) *26
(7th) *27
(2nd) *35

# 2023 MAO Short Course Series

3/18/2023 - 12/1/2023

8	Harper Willis	155	155	5	0	1	1	(3rd) *33	N/A	(5th) *29	(5th) *29	(2nd) *35	N/A
9	Braxton Furnell	99	99	4	0	0	0	N/A	N/A	(7th) *27	(14th) *20	N/A	(7th) *27
10	Nolan Hartsell	96	96	3	0	0	0	N/A	(7th) 27	N/A	(15th) *19	N/A	(8th) *26
11	Damian Nava	51	51	2	0	0	0	N/A	N/A	(9th) *25	N/A	(8th) *26	N/A
12	Jameson Mandle	40	40	1	1	0	0	N/A	N/A	N/A	(1st) *40	N/A	N/A
13	LOGAN MENTSER	33	33	1	0	0	1	N/A	N/A	N/A	(3rd) *33	N/A	N/A
14	Korbin Grinolds	28	28	1	0	0	0	N/A	N/A	N/A	(6th) *28	N/A	N/A
15	Lincoln Phelps	28	28	1	0	0	0	N/A	N/A	N/A	N/A	N/A	N/A
16	Ryder Foerster	25	25	1	0	0	0	N/A	N/A	N/A	(9th) *25	N/A	N/A
17	Leo Torres	24	24	1	0	0	0	N/A	N/A	N/A	(10th) *24	N/A	N/A
18	Paxton Grinolds	23	23	1	0	0	0	N/A	N/A	N/A	(11th) *23	N/A	N/A
19	Dawson Poppert	18	18	1	0	0	0	N/A	N/A	N/A	(16th) *18	N/A	N/A
20	Mills Gibson	16	16	1	0	0	0	N/A	N/A	N/A	(18th) *16	N/A	N/A

## YOUTH Limited (9-12 y/o)

	Driver Name	Mfr	Points	Points (W/O Drops)	Point Adj	TQs	1st (Wins)	2nd (Wins)	3rd (Wins)	03/18	04/28	05/25	06/12	07/19	09/22
1	Slade Dowden		250	285		6	6	0	0	(1st) *40	(1st) *40	(1st) *40	(2nd) *35	(1st) *40	(1st) *40
2	Declan Shields		223	256		5	1	4	1	(3rd) *33	(2nd) 35	(2nd) *35	(1st) *40	(2nd) *35	(3rd) *33
3	Tucker Berza		212	245		5	0	2	4	(2nd) *35	(3rd) 33	(3rd) *33	(3rd) *33	(3rd) *33	(2nd) *35
4	Avery Sides		183	209		5	0	0	0	(4th) *30	(4th) 30	(8th) *26	(6th) *28	(6th) *28	(5th) *29
5	Carson Hill		176	199		5	0	0	0	(6th) *28	(9th) 25	(5th) *29	(11th) *23	(5th) *29	(6th) *28
6	Stefano Kalogerou		152	152		5	0	0	0	(11th) *23	(7th) 27	(9th) *25	(14th) *20	(7th) *27	N/A
7	Triton Lawrence		145	145		5	0	0	0	N/A	N/A	(4th) *30	(5th) *29	(4th) *30	(7th) *27
8	Alixandra Easton		139	139		4	0	0	0	N/A	(6th) 28	(6th) *28	(7th) *27	(8th) *26	(4th) *30
9	Camden Ledbetter		93	93		3	0	0	0	(8th) *26	(8th) 26	(10th) *24	(17th) *17	N/A	N/A
10	Mia Cotto		54	54		1	0	0	0	(9th) *25	(5th) 29	N/A	N/A	N/A	N/A
11	Addison Kalogerou		51	51		1	0	0	0	(7th) *27	(10th) 24	N/A	N/A	N/A	N/A
12	Case Beeman		48	48		2	0	0	0	(13th) *21	N/A	(7th) *27	N/A	N/A	N/A



## 2023 MAO Short Course Series

3/18/2023 - 12/1/2023



[www.livetimescoring.com](http://www.livetimescoring.com)

(5th) \*29

(9th) \*25

(10th) \*24

N/A

N/A

N/A

N/A

(6th) \*28

N/A

N/A

N/A

N/A

N/A

---

**10/19**

(1st) \*40

(2nd) \*35

(3rd) \*33

(6th) \*28

(7th) \*27

(4th) \*30

(5th) \*29

N/A

N/A

N/A

N/A

N/A



13	Kennedy Singleton	HSUN	43	43	2	0	0	0	(14th) *20	N/A	(11th) *23	N/A	N/A	N/A
14	Tatum Foerster		30	30	1	0	0	0	N/A	N/A	N/A	(4th) *30	N/A	N/A
15	Maggie Flores	★	29	29	1	0	0	0	(5th) *29	N/A	N/A	N/A	N/A	N/A
16	Nixon Nagel	★	26	26	1	0	0	0	N/A	N/A	N/A	(8th) *26	N/A	N/A
17	Kayden Vanover	★	26	26	1	0	0	0	N/A	N/A	N/A	N/A	N/A	N/A
18	Graycen Lantz	★	25	25	1	0	0	0	N/A	N/A	N/A	(9th) *25	N/A	N/A
19	Brantley Havens		25	25	1	0	0	0	N/A	N/A	N/A	N/A	N/A	N/A
20	Emmalee Fowler	★	24	24	1	0	0	0	(10th) *24	N/A	N/A	N/A	N/A	N/A
21	BJ Hathorne	★	24	24	1	0	0	0	N/A	N/A	N/A	(10th) *24	N/A	N/A
22	Anson Caraway	★	22	22	1	0	0	0	(12th) *22	N/A	N/A	N/A	N/A	N/A
23	Luke Torres	★	22	22	1	0	0	0	N/A	N/A	N/A	(12th) *22	N/A	N/A
24	Jayce wilson	★	21	21	1	0	0	0	N/A	N/A	N/A	(13th) *21	N/A	N/A
25	Brian Fulcher	★	19	19	1	0	0	0	N/A	N/A	N/A	(15th) *19	N/A	N/A
26	Cash Martinez	★	18	18	1	0	0	0	N/A	N/A	N/A	(16th) *18	N/A	N/A
27	Kayden Gamble	★	16	16	1	0	0	0	N/A	N/A	N/A	(18th) *16	N/A	N/A

## YOUTH Production Stock

	Driver Name	Mfr	Points	Points (W/O Drops)	Point Adj	TQs	1st (Wins)	2nd (Wins)	3rd (Wins)	03/18	04/28	05/25	06/12	07/19	09/22
1	Carson Hill	★	234	259		5	5	0	0	(1st) *40	(1st) 40	(9th) *25	(1st) *40	(1st) *40	(1st) *40
2	Emmalee Fowler	★	230	260		5	2	4	0	(4th) *30	(2nd) 35	(1st) *40	(2nd) *35	(2nd) *35	(2nd) *35
3	Kayden Vanover	★	184	184		5	0	0	2	(5th) *29	(4th) 30	(3rd) *33	N/A	(5th) *29	(4th) *30
4	Harper Hess	★	174	174		6	0	1	0	(9th) *25	N/A	(5th) *29	(5th) *29	(6th) *28	(6th) *28
5	Lane Plummer		170	192		5	0	0	0	(12th) *22	(6th) 28	(10th) *24	(6th) *28	(7th) *27	(9th) *25
6	Heston Hess	★	158	158		6	0	0	0	(8th) *26	N/A	(7th) *27	(9th) *25	(11th) *23	(7th) *27
7	Caroline Claire Ewing	★	129	129		4	0	0	3	(3rd) *33	N/A	(4th) *30	(3rd) *33	(3rd) *33	N/A
8	Hattie Cowan	★	126	126		3	0	1	1	(6th) *28	(3rd) 33	(2nd) *35	(4th) *30	N/A	N/A
9	Pyper Doublehead		122	122		5	0	0	0	N/A	N/A	(11th) *23	(10th) *24	(10th) *24	(10th) *24
10	Tyson Raby	★	119	119		4	0	0	0	(14th) *20	(9th) 25	N/A	N/A	(9th) *25	(11th) *23



## 2023 MAO Short Course Series

3/18/2023 - 12/1/2023



[www.livetimescoring.com](http://www.livetimescoring.com)

N/A

N/A

N/A

N/A

(8th) \*26

N/A

(9th) \*25

N/A

N/A

N/A

N/A

N/A

N/A

N/A

N/A

10/19

(10th) \*24

(1st) \*40

(3rd) \*33

(2nd) \*35

(6th) \*28

(4th) \*30

N/A

N/A

(7th) \*27

(8th) \*26

# 2023 MAO Short Course Series

3/18/2023 - 12/1/2023

11	Waylon Coats		93	93	3	0	1	0	(2nd) *35	N/A	(6th) *28	N/A	(4th) *30	N/A
12	Ellye Lindamood		89	89	4	0	0	0	N/A	N/A	(13th) *21	N/A	(12th) *22	(13th) *21
13	Ayden Ballinger		76	76	2	0	0	0	(10th) *24	(8th) 26	(8th) *26	N/A	N/A	N/A
14	Cain Briseno		70	70	3	0	0	0	N/A	N/A	(12th) *22	N/A	(8th) *26	(12th) *22
15	Bear (Abyll) Medlin		54	54	2	0	0	0	(7th) *27	N/A	N/A	(7th) *27	N/A	N/A
16	Blayze Medlin		46	46	2	0	0	0	(11th) *23	N/A	N/A	(11th) *23	N/A	N/A
17	Gunner Totten		33	33	1	0	0	1	N/A	N/A	N/A	N/A	N/A	(3rd) *33
18	Ruby Howell		29	29	1	0	0	0	N/A	(5th) *29	N/A	N/A	N/A	N/A
19	Ashton Dreher		29	29	1	0	0	0	N/A	N/A	N/A	N/A	N/A	(5th) *29
20	Brantley Havens		29	29	1	0	0	0	N/A	N/A	N/A	N/A	N/A	N/A
21	Charlie Thomas		27	27	0	0	0	0	N/A	(7th) 27	N/A	N/A	N/A	N/A
22	Hunter Biddle		26	26	1	0	0	0	N/A	N/A	N/A	(8th) *26	N/A	N/A
23	Axel Dreher		26	26	1	0	0	0	N/A	N/A	N/A	N/A	N/A	(8th) *26
24	Hayden Gibson		22	22	1	0	0	0	N/A	N/A	N/A	(12th) *22	N/A	N/A
25	Chantley McColley		21	21	1	0	0	0	(13th) *21	N/A	N/A	N/A	N/A	N/A
26	Ryder Thomas		21	21	1	0	0	0	N/A	N/A	N/A	(13th) *21	N/A	N/A
27	Rossi Thomas		20	20	1	0	0	0	N/A	N/A	N/A	(14th) *20	N/A	N/A



# 2023 MAO Short Course Series

3/18/2023 - 12/1/2023



[www.livetimescoring.com](http://www.livetimescoring.com)

N/A
(9th) *25
N/A
N/A
N/A
N/A
N/A
N/A
N/A
(5th) *29
N/A
N/A
N/A
N/A
N/A
N/A
N/A