























Qualifying Result

1 Qualifying (Official)

	Driver Name	Car #	Mfr	Laps/Time	Fast Lap	Avg Lap	From Lead	2nd Fastest Lap	Class
1	Michael McCarthy	7		6/16:07.550	2:12.526	2:15.169		2:12.894	Platinum
2	Mark Kvamme	43		7/18:41.242	2:13.161	2:16.202	0.634	2:14.314	Platinum
3	Dimitri Dimakos	999		7/18:29.214	2:13.245	2:15.352	0.718	2:13.494	Gold
4	Mark Boden	46		4/47:02.226	2:13.516	2:14.118	0.989	2:13.626	Platinum
5	Vernon McClure	101		4/47:01.064	2:13.660	2:14.294	1.133	2:13.725	Platinum
6	David Brule	48		6/16:10.866	2:13.699	2:14.475	1.172	2:14.093	Platinum
7	Grant Talkie	981		4/46:58.789	2:13.866	2:14.399	1.339	2:13.922	Gold
8	Thomas Herb	61		4/47:08.941	2:14.383	2:15.293	1.857	2:15.217	Platinum
9	Kurt Fazekas	52		8/21:09.010	2:15.031	2:17.121	2.504	2:15.229	Gold
10	Tim Kezman	4		4/12:10.691	2:15.245	2:16.589	2.718	2:15.252	Gold
11	Glen Gatlin	5		7/55:00.128	2:15.800	2:24.501	3.274	2:16.419	Platinum
12	Geoff Isringhausen	911		8/56:23.564	2:15.827	2:16.793	3.300	2:15.969	Platinum
13	Scott Zdanis	99		8/56:37.670	2:16.353	2:17.427	3.826	2:16.659	Gold
14	Frank Vitiello	311		7/18:57.527	2:16.571	2:17.111	4.043	2:16.762	Platinum
15	Seth Davidow	07		8/21:12.164	2:16.671	2:17.261	4.144	2:16.786	Platinum
16	Pedro Torres	16		5/49:49.756	2:17.050	2:17.725	4.523	2:17.370	Gold
17	John Bleazard	33		8/21:44.583	2:17.308	2:19.749	4.781	2:18.247	Gold
18	Peter Collins	9		5/50:44.660	2:17.514	2:20.139	4.987	2:18.030	Platinum
19	Rob Lorndale	6		8/21:36.151	2:17.992	2:18.852	5.465	2:18.353	Gold
20	Dan Sibille	17		8/56:53.769	2:18.011	2:18.871	5.484	2:18.214	Platinum
21	John Krieg	88		8/21:39.410	2:18.026	2:19.018	5.500	2:18.417	Gold
22	David Safris	05		8/21:54.999	2:18.386	2:21.087	5.859	2:18.648	Gold
23	Tom Nelson	62		7/55:07.558	2:19.425	2:20.884	6.899	2:19.543	Gold
24	Eric Filgueiras	520		3/45:48.716	2:20.050	2:20.377	7.524	2:20.447	Silver
25	Ben Waddell	28		2/43:25.270	2:20.199	2:20.218	7.672	2:20.238	Silver
26	Wesley Slimp	49		4/12:48.669	2:21.014	2:22.600	8.487	2:21.041	Silver
27	Scott Noble	45		5/15:05.583	2:21.213	2:21.506	8.686	2:21.419	Silver
28	Christian Hodneland	30		3/45:39.068	2:21.415	2:21.555	8.888	2:21.434	Silver
29	Juan Martinez	57		4/13:04.576	2:21.530	2:22.376	9.003	2:22.117	Silver
30	Sam Owen	1		5/15:26.492	2:21.972	2:24.414	9.445	2:22.225	Silver
31	Jordan Wallace	35		4/48:19.433	2:21.975	2:22.648	9.448	2:22.637	Silver
32	Nelson Calle	27		7/55:32.684	2:22.114	2:22.873	9.587	2:22.507	Silver
33	Roland Krainz	619		3/46:05.739	2:22.520	2:23.508	9.994	2:23.739	Silver
34	Michael Martin	5		7/20:23.224	2:22.572	2:23.884	10.045	2:23.332	Silver
35	Daniel Espinosa	39		4/48:37.398	2:23.226	2:24.988	10.699	2:23.531	Silver
36	William Tally	87		6/18:04.466	2:23.500	2:24.162	10.973	2:23.910	Silver
37	Billy Hayes	41		7/56:13.044	2:25.159	2:26.635	12.632	2:25.331	Silver
38	Billy Van Ginkel	38		7/20:57.666	2:26.854	2:28.026	14.327	2:27.674	Silver
39	Tim Horrell	15		0/0.000					Silver