































1

## Race 1 (Final)

Round: R1

	Driver Name	Car #	Mfr	Laps/Time	Fast Lap	Avg Lap	Class	Top 5 Avg	Top 10 Avg	Top 15 Avg
1	Alan Metni	991		22/41:16.736	1:51.286	1:52.578	Platinum	1:51.377	1:51.532	1:51.759
2	Fred Kaimer	23		22/42:00.527	1:53.038	1:54.569	Platinum	1:53.296	1:53.540	1:53.802
3	Michael McCarthy	7		22/42:01.525	1:51.451	1:54.614	Platinum	1:51.803	1:52.219	1:52.725
4	Mark Kvamme	43		22/42:03.906	1:53.071	1:54.723	Platinum	1:53.423	1:53.587	1:53.811
5	Martin Burrowes	46		22/42:06.202	1:52.335	1:54.827	Platinum	1:52.632	1:52.906	1:53.307
6	Adam Adelson	12		22/42:08.627	1:53.060	1:54.937	Platinum	1:53.262	1:53.544	1:53.839
7	Michael Levitas	36		22/42:20.681	1:52.379	1:55.485	Platinum	1:52.560	1:52.796	1:53.020
8	Grant Talkie	981		22/42:27.075	1:53.774	1:55.776	Gold	1:53.933	1:54.190	1:54.493
9	Vernon McClure	101		22/42:37.504	1:52.814	1:56.250	Platinum	1:53.343	1:53.762	1:54.162
10	Kyle Washington	32		22/42:41.230	1:54.146	1:56.419	Platinum	1:54.528	1:54.931	1:55.333
11	Kurt Fazekas	52		22/42:45.041	1:54.616	1:56.592	Gold	1:55.152	1:55.464	1:55.646
12	Glen Gatlin	005		21/41:16.847	1:54.773	1:57.945	Platinum	1:55.207	1:55.640	1:56.249
13	Frank Vitiello	311		21/41:21.886	1:55.392	1:58.185	Platinum	1:56.525	1:56.898	1:57.277
14	Richard Schoeneborn	76		21/41:36.044	1:56.739	1:58.859	Gold	1:57.282	1:57.558	1:57.898
15	Ben Waddell	28		21/41:40.697	1:57.800	1:59.080	Silver	1:58.004	1:58.207	1:58.385
16	Dan Sibille	17		21/41:45.472	1:56.475	1:59.308	Platinum	1:56.772	1:57.165	1:57.800
17	Eric Filgueiras	520		21/41:51.572	1:57.999	1:59.598	Silver	1:58.185	1:58.319	1:58.506
18	David Brule	48		21/41:59.006	1:53.195	1:59.952	Platinum	1:53.444	1:53.707	1:54.072
19	Scott Zdanis	99		21/42:37.036	1:50.371	2:00.497	Gold	1:54.955	1:56.170	1:56.843
20	Juan Manuel Fayen	19		21/42:40.240	2:00.120	2:01.916	Platinum	2:00.332	2:00.656	2:00.959
21	Rob Lorndale	6		21/42:41.419	1:59.748	2:01.972	Gold	2:00.139	2:00.441	2:00.700
22	Juan Martinez	57		21/42:46.999	2:00.052	2:02.238	Silver	2:00.238	2:00.513	2:00.973
23	Sean McAuliffe	117		21/43:07.147	2:01.203	2:03.197	Silver	2:01.369	2:01.624	2:01.966
24	Jordan Wallace	35		21/43:08.277	2:00.381	2:03.251	Silver	2:00.824	2:01.147	2:01.539
25	Michael Martin	5		20/41:51.333	2:02.706	2:05.566	Silver	2:03.454	2:03.771	2:04.016
26	Tim Horrell	15		20/42:34.871	1:59.710	2:07.743	Silver	2:00.369	2:01.662	2:02.795
27	Billy Van Ginkel	38		20/42:50.046	2:05.491	2:08.502	Silver	2:06.066	2:06.572	2:07.076
28	Marcel Fayen	03		20/43:29.123	2:03.867	2:10.456	Gold	2:05.353	2:06.046	2:06.911
29	Jozsef Petkes	09		19/41:36.104	2:06.640	2:11.373	Silver	2:07.412	2:08.051	2:08.878
30	William Tally	87		11/24:14.163	1:59.856	2:12.196	Silver	2:00.283	2:05.665	
31	Roland Krainz	619		9/18:40.916	2:01.316	2:04.546	Silver	2:01.897		

Notes: Car #99 - Time equivalent of drive thru for causing incident with #53.